

The new
BMW 2009
3 Series Sedan

328i
328i xDrive
335i
335i xDrive
335d



The Ultimate
Driving Machine®

bimmerfest

Bringing the BMW community together





Rewarding. Reinvented.

An engine of change: BMW presents
a paradigm shift for diesel power.



Discover what it's like to catch up to your dreams.





Fiercely protective of its owner.





Take the wheel –
and take control of the road.

Because every trip should sound
as amazing as it feels.



This is how much has gone in.

At BMW, we create dynamic vehicles that thrill you with quick acceleration, predictable handling and unshakable control. We are also busy finding ways to sustain this level of performance while incorporating innovative fuels and technologies to help preserve the environment. This is what we refer to as "EfficientDynamics." This goal has led to the visionary CleanEnergy hydrogen-powered engine, which is currently used in the emission-free BMW Hydrogen 7 Sedan. BMW Advanced Diesel with BluePerformance, which offers diesel power with quick acceleration, increased fuel efficiency and reduced emissions, is being introduced to the U.S. in select models in 2009, including the 335d. In fact, every BMW on the road today comes standard with technology that boosts performance while simultaneously reducing fuel consumption and CO₂ emissions.

Valvetronic


Instead of using a traditional throttle, Valvetronic technology in the 328i and 328i xDrive lets the engine breathe more easily by varying the lift height of the valves to regulate air intake. The result: improved cold starts, smoother running, and a significant drop in fuel consumption. Using revolutionary technology such as this, BMW has improved its overall average fuel economy more than any other manufacturer.

Double-VANOS

VANOS is BMW's valve timing system that can "steplessly" vary the points in the combustion cycle when valves open and close. Double-VANOS refers to the fact that it operates on both the intake and exhaust camshafts. Electronically controlled in response to engine speed, load and temperature, VANOS reduces emissions, and enhances low- to medium-speed torque, as well as fuel efficiency. (not available in 335d)

Aerodynamics

The more smoothly that air flows over a vehicle, the more efficiently it can operate. All BMWs are designed for a low coefficient of aerodynamic drag, which translates into quicker acceleration, more stable handling, quieter operation and greater fuel efficiency. A BMW's integrated front spoilers reduce the amount of air flowing underneath, minimizing front-end lift. This allows a BMW to hug the road at higher speeds for excellent stability.



Twin-turbocharged engines

Benefiting from BMW's twin-turbocharging technology, the 335i, 335i xDrive and 335d deliver quick acceleration without any "turbo-lag." Fuel economy is strong, as well, thanks to precise piezo direct fuel injection.

Efficient transmissions

The 2009 3 Series Sedans channel their power through one of two 6-speed transmissions: a smooth-shifting manual, and an equally fuel-efficient STEPTRONIC automatic. Recent refinements to the automatic transmission include a torque converter that slips less; quicker shifting; and finer adaptation to driving style and conditions. (335d: STEPTRONIC automatic transmission only)

Lightweight construction

Our engineers use lightweight aluminum throughout our vehicles – in the front section, for example, or for the suspension. BMW's inline six-cylinder twin-turbo engine is all aluminum; the naturally aspirated inline six is an aluminum/magnesium composite – the lightest in its class. Taken together, these weight savings lead to lower fuel consumption and better axle load distribution for more agility – especially in curves.
























Advanced Diesel with BluePerformance

The 335d Sedan benefits from the massive power and extraordinary efficiency of BMW's Advanced Diesel engine, while meeting the emissions standards of all 50 states, thanks to its BluePerformance technology.

And this is what comes out.

BMW models have low CO₂ emissions today. But that's just for starters. We're carrying on our research in the quest to bring you greater driving pleasure, with fewer emissions and decreased fuel consumption.

Recommended color combinations

Materials	Leatherette ¹		Dakota Leather ²					
	Beige	Black	Gray	Beige	Oyster	Chestnut Brown	Saddle Brown	Black
Upholstery colors								
Exterior colors								
300 Alpine White Non-metallic ¹		•	•	•	•	•	•	•
A61 Crimson Red Non-metallic ¹		•	•	•	•	•	•	•
668 Jet Black Non-metallic ¹		•	•	•	•	•	•	•
354 Titanium Silver Metallic ³		•	•	•	•	•	•	•
A53 Platinum Bronze Metallic ³		•	•	•	•	•	•	•
896 Blue Water Metallic ³		•	•	•	•	•	•	•
A51 Montego Blue Metallic ³		•	•	•	•	•	•	•
A35 Monaco Blue Metallic ³		•	•	•	•	•	•	•
A39 Barbera Red Metallic ³		•	•	•	•	•	•	•
A81 Tasman Green Metallic ³		•	•	•	•	•	•	•
A52 Space Gray Metallic ³		•	•	•	•	•	•	•
475 Black Sapphire Metallic ³		•	•	•	•	•	•	•
Interior trims								
4B9 Aluminum ⁴		•	•	•	•	•	•	•
4AB Dark Burl Walnut Wood ¹		•	•	•	•	•	•	•
4A3 Light Burl Walnut Wood ⁴		•	•	•	•	•	•	•

¹ Standard in all models.

² Optional and included in all models with Premium Package.

³ Optional in all models.

⁴ No-cost option in all models.

■ Standard equipment □ Optional equipment



■ BMW's distinctive front kidney-shaped grille has been redesigned for 2009 and features a chrome surround. The vertical slats on the 335i, 335i xDrive and 335d grille are chrome; the 328i and 328i xDrive have black slats.



■ **Rain sensor** measures the amount of rain. In "intermittent" windshield wiper mode, it automatically adjusts the wiping interval as needed. Includes **Automatic headlight control** (not shown), which activates headlights by means of a sensor that responds to darkness. The rain sensor is also integrated into the braking system as part of the Brake Drying feature.



■ **Door sill** with BMW insignia and polished chrome inlay adds a customized touch to the 3 Series Sedan.



■ **xDrive badges**, located to the rear of the front wheel wells of the 328i xDrive and 335i xDrive, indicate that these BMWs are all-wheel-drive models.

■ Standard equipment □ Optional equipment



□ 17 x 8.0 V Spoke (Style 285) light alloy wheels with 225/45 run-flat¹ all-season tires. (opt. on 328i/328i xDrive)



■ 16 x 7.0 Multi Spoke (Style 282) light alloy wheels with 205/55 run-flat¹ all-season tires. (std. on 328i/328i xDrive)



■/□ 17 x 8.0 Multi Spoke (Style 284) light alloy wheels with 225/45 run-flat¹ all-season tires. (std. on 335i, 335i xDrive and 335d; included in 328i xDrive Sport Package)



□ Star Spoke (Style 286) light alloy wheels and run-flat¹ performance tires.²
In front: 17 x 8.0 wheels and 225/45 tires;
in back: 17 x 8.5 wheels and 255/40 tires.
(included in 328i Sport Package; opt. in 328i xDrive, requires opt. Sport Package)



□ Star Spoke (Style 287) light alloy wheels and run-flat¹ performance tires.²
In front: 18 x 8.0 wheels and 225/40 tires;
in back: 18 x 8.5 wheels and 255/35 tires.
(included in 335i Sport Package; opt. in 335i xDrive, requires opt. Sport Package)



□ 17 x 8.0 Double Spoke (Style 161) light alloy wheels with 225/45 run-flat¹ all-season tires. (included in 335i xDrive Sport Package)



□ Double Spoke (Style 195) light alloy wheels and run-flat¹ performance tires.²
In front: 18 x 8.0 wheels and 225/40 tires;
in back: 18 x 8.5 wheels and 255/35 tires.
(included in 335d Sport Package)

¹ Run-flat tires do not come equipped with a spare tire.

² Due to low-profile tires, please note: wheels, tires and suspension parts are more susceptible to road hazard and consequential damages. Performance tires not recommended for driving in ice and snow.

■ Standard equipment □ Optional equipment



□ **Three-spoke leather-wrapped multi-function sport steering wheel, with steering wheel-mounted paddle shifters that allow you to shift gears manually without using a clutch.** This option is included in the 3 Series Sedan when equipped with the optional Sport Package and optional STEPTRONIC automatic transmission.



■ **Three-spoke leather-wrapped multi-function steering wheel** lets you keep both hands on the wheel while adjusting various comfort functions, such as changing the radio, CD selections and volume. Optional Voice Command (included with optional Navigation system) can be used to access elements of the system.



□ **Three-spoke leather-wrapped sport multi-function steering wheel** offers the convenient multi-functions of the standard steering wheel, in addition to the distinctive design element shown on the lower spoke of the steering wheel.



■ **Engine Start/Stop button¹** and remote key control the engine. First, insert the remote key into the starter switch slot. After the electronic identification system confirms that it is the correct remote key, you can start (or later, turn off) the engine by pressing the Start/Stop button.

■ Standard equipment □ Optional equipment



■ **Dynamic Cruise Control** lets you set and keep to a chosen speed above 20 mph, automatically applying the brakes downhill. It is activated via the left-hand steering column switch, and deactivated by applying the brakes or via the switch.²



□ **Active Cruise Control** allows the driver to set a desired speed that is automatically maintained in free-flowing traffic. As a slower-moving vehicle is approached, a radar sensor alerts the system and adjusts speed to match the slower vehicle, while maintaining a preset following distance. As the lane ahead clears, the system automatically returns the car to the set speed.²



■ **Instrument panel** features a red backlit speedometer and tachometer. Centered between the two easy-to-read analog instruments is the on-board computer (see below, left) with liquid crystal display providing additional important driving information.



■ The **on-board computer** with Check Control provides feedback on the vehicle's operating status: oil level indicator and distance to next service appointment/oil change, as well as other detailed information, such as spark plug and micro-filter status. It also provides travel information, including travel range on remaining fuel, external temperature, and more.



□ **Voice Activation** allows you to activate numerous Navigation system functions, record up to five minutes of notes, and dial hands-free. The Voice Activation button must be pressed before each use, so conversations won't accidentally activate the phone or other systems.



□ **Park Distance Control** uses ultrasonic sensors in the front and rear bumpers to help you judge the distance to other cars and unseen objects when parking. The beeping becomes faster as your bumper approaches the object, turning into a constant tone when the distance is less than 12 inches.

Shown with optional Navigation system.



□ **Navigation system** features a high-resolution, glare-free monitor. Using GPS satellites in conjunction with data stored on an internal hard drive, a choice of detailed maps show – and tell – the directions to your desired destination. Enhancements include 3-D daytime and nighttime maps, zoom, travel planner, and an Assistance Window. Additionally the hard drive offers 8 GB of space that can hold up to 2,000 songs. It also provides Real Time Traffic Information on potential traffic problems and solutions.

¹ Foot must be on brake in order to start; with manual transmission, clutch must also be depressed.

² Speed control systems are not a substitute for the driver's own responsibility in adjusting speed and otherwise controlling the vehicle. Due to road, traffic and visibility conditions, the driver must decide whether and how the system is used.

■ Standard equipment □ Optional equipment



■ **BMW anti-theft AM/FM stereo CD/MP3 player** includes Radio Data System, Auto-Store, and 3-channel FM diversity antenna; reads/displays song title.

□ **HD Radio™** receives free, digital AM/FM broadcasts in clear, static-free sound; multicast FM stations, and innovative data services.



□ **Logic7 Surround Sound anti-theft AM/FM stereo CD/MP3 player** audio system provides outstanding sound with 13 upgraded speakers, Digital Sound Processing (DSP), and an adjustable surround sound function. The subwoofer speakers, located under the front seats, produce an authentic bass sound.



■ **Auxiliary input port** lets you connect an external audio source, such as an iPod® or MP3 player.

□ **iPod and USB adaptor** lets you scroll through and select the music you want by using the car's radio controls, the multi-function steering wheel buttons, or optional iDrive Controller. Music titles are displayed on the radio or Navigation screen.



□ **6-speed STEPTRONIC automatic transmission** provides a choice of three modes: "Drive" with Adaptive Transmission Control; a more dynamic "Sport" mode; and STEPTRONIC automatic, for the hands-on control of a manual without a clutch.¹



■ **Power window buttons** with "one-touch" up/down operation and **exterior mirror adjustment** controls are located conveniently to the left of the driver, allowing access that doesn't require taking your eyes off of the road.



■ **6-speed manual transmission** delivers a precise, athletic feel. Its responsiveness is due, in part, to the enhanced synchronization of shifts from neutral to each gear. A shortened shift lever and "throw" add to the sporty feel of the gearbox. The sixth gear drops revs at highway speeds for smooth cruising. (shown with iDrive, included with optional Navigation system)

¹ When both optional Sport Package and optional STEPTRONIC automatic transmission are ordered, optional paddle shifters are automatically added.

■ Standard equipment □ Optional equipment



■ **Standard front seats**, shown here with optional Dakota Leather upholstery, offer 8-way manual adjustment, including 2-way headrests with Active Headrests feature. The front passenger seat also includes manual height adjustment.



□ **Heated front seats** are a welcome feature for driver and front passenger in cooler weather. By pressing the icon button, seat surface and backrest are heated and quickly radiate comfortable warmth in your choice of three settings. (Heated front seats are also included in the Cold Weather Package.)



□ **Power seat adjustments** included with 8-way power front seats allow customized comfort and convenience for driver and front passenger. The two-setting memory system automatically adjusts the driver's seat and side-view mirror positions, with individual preferences available at your fingertips.



■ **Front armrest** with integrated storage compartment folds up to allow access to a front cupholder and Auxiliary input port shown on the facing page.

■ Standard equipment □ Optional equipment



■/□ **Xenon Adaptive Headlights** provide brilliant clarity of the road ahead and to the side at night and in conditions with poor visibility. The dynamic auto-leveling feature adjusts for varying passenger and cargo loads, helping to keep headlight glare out of the eyes of oncoming drivers. BMW Adaptive Headlights provide optimum road illumination around corners, thanks to an electromechanical control system that directs the headlights into and around the bend as soon as the vehicle begins cornering. (std. on 335i, 335i xDrive and 335d; opt. on 328i and 328i xDrive)

Also shown in the redesigned headlight cluster: vertically layered LED turn-signal indicators, included as standard, offer quicker, heightened visibility.



■ **Automatic climate control system** allows occupants to select a specific cabin temperature and choice of fan speeds, as well as automatic or manual airflow and recirculation. The automatic recirculation control activates whenever certain air pollutants are detected. The system also includes defrost/demist and MAX A/C functions.



■ **Lined trunk** is illuminated and can be expanded by folding down either side of the optional split-folding 60/40 rear seats – or both at once to facilitate the transport of long items.

■ Standard equipment □ Optional equipment



■ **Two-way power glass moonroof** with one-touch operation, slides forward or tilts up to let in as much fresh air and sky as you like, while a wind deflector helps keep the wind out. Includes a sliding interior sunshade and remote operation.



□ **Rear fold-down seats** allow flexible combinations of passengers and cargo. Use the folding 60/40 seats with through-load feature for transporting skis or other long items. (also included in the Cold Weather Package.)



■ **Rear cupholders** are integrated into the front of the rear-seat center armrest. When not in use, they can be stored out of sight by sliding them back into the armrest.



■ **Front cupholders** are integrated into the dashboard within convenient reach of the driver and front passenger. The passenger's cupholder is shown above; the driver's cupholder is to the right of the center console.



□ **Power sunshade for the rear window** can be raised and lowered at the press of a button. Together with manual sunshades for the rear side windows, this feature maintains occupant privacy, helps eliminate glare, and helps lower the cabin temperature by reflecting intense sunlight.



□ **Comfort Access system** offers convenient keyless access to your car. Simply carrying the remote key in a pocket or purse allows you to unlock the doors by touching the door handle. You can also turn the engine on or off by pressing the Start/Stop button¹ without inserting the remote key.

¹Foot must be on the brake in order to start; with manual transmission, clutch must also be depressed.

Cold Weather Package

Enjoy winter to the fullest with the Cold Weather Package. There's nothing like the feeling of quick-warming heated front seats on a cold morning, and the reassurance of clean, bright headlights¹ on a stormy night. Add the comfort of a rear center armrest and the convenience of 60/40 split, separately folding rear seats.



Retractable **high-intensity headlight washers** help keep lights clean of ice, mud, road salt and other coatings, for maximum road lighting and enhanced driving safety.



Heated steering wheel makes gloves unnecessary for cold weather driving. A flick of the switch quickly warms the steering wheel to the perfect temperature.



Heated front seats are a welcome feature for driver and front passenger in cooler weather. By pressing the icon button, seat surface and backrest are heated and quickly radiate comfortable warmth in your choice of three settings.



Rear fold-down seats allow flexible combinations of passengers and cargo. Use the folding 60/40 seats with through-load feature for transporting skis or other long items.

Premium Package

Add immeasurably to the enjoyment of your 3 Series Sedan with the Premium Package. Eight-way power-adjustable² front seats, upholstered in supple Dakota Leather, offer the customized comfort of four-way lumbar support. At night you'll appreciate the enhanced visibility afforded by auto-dimming rear- and power-adjustable, folding exterior side-view mirrors. BMW Assist™ offers roadgoing peace of mind, while Bluetooth® wireless technology lets you keep in touch without taking your eyes from the road. And the integrated three-button Universal garage-door opener takes the place of up to three separate remote-control devices, helping to eliminate clutter.



Power-adjustable, folding exterior side-view mirrors automatically dim when reflecting bright lights, helping to eliminate glare when driving at night.



BMW Universal garage-door opener takes the place of up to three remote-control devices. It can activate remote functions outside the vehicle, such as garage-door openers or home-lighting systems.



The **automatic-dimming inside rear-view mirror** darkens in response to the bright headlights of vehicles behind you. The easy-to-read **digital compass**, integrated into the mirror, is a convenient way to constantly keep your bearings while driving.



Eight-way power-adjustable front seats cradle driver and passengers in soft gathered Dakota Leather. Durable and easy to maintain, a Leather interior adds elegance and refinement.



Lumbar support for front seats adds four-way adjustable comfort for the lower back. Lumbar support can be adjusted up/down and in/out.



BMW Assist and Bluetooth® system offers hands-free calling through your BMW-approved Bluetooth phone. The BMW Assist Safety Plan is included for four years, providing Automatic Collision Notification, Emergency Request, Roadside Assistance, Door Unlock, Stolen Vehicle Recovery, Tele-Service and more. The optional Convenience Plan offers Directions, Traffic, Weather, Critical Calling and Concierge services.

¹ High-intensity headlight washers standard in 328i xDrive and 335i xDrive.

² Power-adjustable front seats standard in 335i, 335i xDrive and 335d.

Sport Package

The Sport Package injects even greater excitement into every minute spent behind the three-spoke, leather-wrapped multi-function sport steering wheel.¹ Larger wheels² and run-flat performance tires³ team up with the sport-tuned suspension⁴ to grip corners with a vengeance. Specially bolstered sport seats cradle you comfortably over long distances, while holding you firmly in place during sporty driving maneuvers.

Three-spoke, leather-wrapped multi-function sport steering wheel lets you keep both hands on the wheel while adjusting various comfort functions, such as changing the radio, CD selections and volume. Optional Voice Command (included with optional Navigation system) can be used to change radio stations and audio selection, Navigation system destinations, and (accessory) telephone entries. (shown with optional paddle shifters)

Eight-way adjustable front sport seats make the driving experience more enjoyable. Side bolsters can be power-adjusted to fit your back comfortably while helping to hold you firmly in place during cornering. (Eight-way power front sport seats with two-way manual headrests and thigh support are std. in 335i, 335i xDrive and 335d with Sport Package; opt. or included with Premium Package in 328i and 328i xDrive with Sport Package.)

¹ When the 3 Series Sedan Sport Package and optional STEPTRONIC automatic transmission are ordered, optional steering wheel-mounted paddle shifters are automatically included.

² Except on 335i xDrive.

³ Run-flat tires do not come equipped with a spare tire. Due to low-profile tires, please note: wheels, tires and suspension parts are more susceptible to road hazard and consequential damages. Performance tires not recommended for driving in ice and snow.

⁴ Sport suspension not available in 328i xDrive and 335i xDrive.



High-Gloss shadowline trim gives a purposeful look to window frames, window recess finishers, and door-sill trim strips.



	328i	328i xDrive	335i	335i xDrive	335d (Delayed availability)
--	------	-------------	------	-------------	--------------------------------

Performance and efficiency					
3.0-liter, 230-horsepower, dual overhead cam (DOHC), inline 24-valve 6-cylinder engine with composite magnesium/aluminum engine block, Valvetronic, and Double-VANOS steplessly variable valve timing	●	●			
3.0-liter, 300-horsepower, dual overhead cam (DOHC), inline 24-valve 6-cylinder engine with aluminum engine block, twin-turbo technology, piezo direct injection, and Double-VANOS steplessly variable valve timing			●	●	
3.0-liter, 265-horsepower, dual overhead cam (DOHC), inline 24-valve 6-cylinder Advanced Diesel engine with aluminum engine block, twin-turbo technology and third-generation piezo common rail direct injection					●
Electronic throttle control	●	●	●	●	●
6-speed manual transmission	●	●	●	●	
6-speed STEPTRONIC automatic transmission with Adaptive Transmission Control	○	○	○	○	●
Steering wheel-mounted paddle shifters	○ ¹	○ ¹	○ ¹	○ ¹	□

Handling, ride and braking					
Dynamic Stability Control (DSC), including Brake Fade Compensation, Start-off Assistant, Brake Drying, and Brake Stand-by features, with Dynamic Traction Control (DTC)	●	●	●	●	●
Extensive aluminum componentry, including front suspension components (forged-aluminum lower arms, steering knuckle); subframe; steering rack; and brake components	●		●		●
xDrive all-wheel-drive system		●		●	
Hill Descent Control		●		●	
Double-pivot type front suspension with dual forged-aluminum lower arms	●	● ²	●	● ²	●
5-link rear suspension with cast-aluminum upper transverse arms	●	●	●	●	●
Front and rear anti-roll (stabilizer) bars	●	●	●	●	●
Twin-tube gas-pressure shock absorbers	●	●	●	●	●
4-wheel ventilated anti-lock disc brakes with Dynamic Brake Control (DBC)	●	●	●	●	●
Engine-speed-sensitive, variable-assist power steering	●	●	●	●	●
Active Steering with Servotronic power assist			○		
Sport suspension calibration	□		□		□
Increased top-speed limiter	□	□	□	□	□

- Standard
- Optional
- Included in optional Sport Package
- ◇ Included in optional Premium Package
- ★ Included in optional Cold Weather Package

¹ Requires and is automatically included with optional Sport Package and STEPTRONIC automatic transmission.

² 328i xDrive and 335i xDrive have steel lower arms and a steel subframe, plus an aluminum thrust plate.

	328i	328i xDrive	335i	335i xDrive	335d (Delayed availability)
--	------	-------------	------	-------------	--------------------------------

Exterior					
16 x 7.0 Multi Spoke (Style 282) light alloy wheels, 205/55 run-flat ³ all-season tires	●	●			
17 x 8.0 Multi Spoke (Style 284) light alloy wheels, 225/45 run-flat ³ all-season tires		□	●	●	●
Star Spoke (Style 286) light alloy wheels, 17 x 8.0 front, 17 x 8.5 rear; 225/45 front, 255/40 rear run-flat ³ performance tires ⁴	□	○ ⁵			
17 x 8.0 V Spoke (Style 285) light alloy wheels, 225/45 run-flat ³ all-season tires	○	○			
17 x 8.0 Double Spoke (Style 161) light alloy wheels, 225/45 run-flat ³ all-season tires				□	
Star Spoke (Style 287) light alloy wheels, 18 x 8.0 front, 18 x 8.5 rear; 225/40 front, 255/35 rear run-flat ³ performance tires ⁴			□	○ ⁵	
Double Spoke (Style 195) light alloy wheels, 18 x 8.0 front, 18 x 8.5 rear; 225/40 front, 255/35 rear run-flat ³ performance tires ⁴					□
Tire Pressure Monitor	●	●	●	●	●
Halogen high- and low-beam headlights and Corona headlight-rings	●	●			
Xenon Adaptive Headlights with dynamic auto-leveling and Corona headlight-rings	○	○	●	●	●
Halogen free-form front foglights	●	●	●	●	●
Retractable, high-intensity headlight washers	★	●	★	●	★
Heated dual power mirrors and heated windshield washer jets	●	●	●	●	●
Chrome-plated exhaust tips	●	●	●	●	●
High-Gloss shadowline trim	□	□	□	□	□
Metallic paint	○	○	○	○	○

Interior seating					
8-way adjustable front seats (includes 2-way headrests with Active Head Restraints feature)	●	●			
8-way power front seats with 2-way manual headrests with Active Head Restraints feature, and driver memory with 2 presets for exterior mirror and seat positions	○/◇	○/◇	●	●	●
8-way manual adjustable front sport seats with adjustable back bolsters, and 2-way headrests with Active Head Restraints feature, and thigh support	□	□			
8-way power front sport seats with adjustable back bolsters, 2-way manual headrests with Active Head Restraints feature, and thigh support; driver memory for exterior mirror and seat positions	□ ⁶	□ ⁶	□	□	□
4-way adjustable power lumbar support for front seats	◇	◇	◇	◇	◇
Leatherette upholstery	●	●	●	●	●
Dakota Leather upholstery	○/◇	○/◇	○/◇	○/◇	○/◇
3-stage heated front seats	○/★	○/★	○/★	○/★	○/★
3-spoke leather-wrapped multi-function steering wheel with audio and Bluetooth [®] phone ⁷ controls	●	●	●	●	●
3-spoke leather-wrapped multi-function sport steering wheel with audio and Bluetooth phone ⁷ controls	□	□	□	□	□
Heated steering wheel	★	★	★	★	★
Front seatback storage nets	●	●	●	●	●
Split fold-down through-load rear seats	○/★	○/★	○/★	○/★	○/★
Dark Burl Walnut Wood trim	●	●	●	●	●
Light Burl Walnut Wood trim ⁸	○	○	○	○	○
Aluminum interior trim ⁸	○	○	○	○	○

- Standard
- Optional
- Included in Sport Package
- ◇ Included in Premium Package
- ★ Included in Cold Weather Package

³ Run-flat tires do not come equipped with spare tire.

⁴ Due to low-profile tires, please note: wheels, tires and suspension parts are more susceptible to road hazard and consequential damages. Performance tires are not recommended for driving in snow and ice.

⁵ Sport Package required.

⁶ Optional power seats or Premium Package required.

⁷ If so equipped.

⁸ No-cost option.

	328i	328i xDrive	335i	335i xDrive	335d (Delayed availability)
--	------	-------------	------	-------------	--------------------------------

Comfort and convenience

Engine Start/Stop button	●	●	●	●	●
Advanced Vehicle & Key Memory – includes climate-control temperature and air-distribution settings, exterior mirror and power seat settings, ⁹ audio tone settings and radio presets with optional Navigation system, central-locking preferences, and lighting preferences	●	●	●	●	●
Comfort Access keyless entry with multi-function remote control	○	○	○	○	○
Automatic climate control – includes micro-filter, automatic air recirculation, left/right temperature control, temperature- and volume-controlled rear outlets, windshield misting sensor, MAX A/C function, heat at rest, and recall of individual user settings	●	●	●	●	●
2-way power glass moonroof with “one-touch” operation, sliding interior sunshade, and wind deflector	●	●	●	●	●
Front-seat center armrest	●	●	●	●	●
Front passenger cupholders (dashboard-integrated)	●	●	●	●	●
Rear-seat center armrest with cupholders	●	●	●	●	●
Tilt/telescopic steering wheel column	●	●	●	●	●
Park Distance Control (PDC), front and rear	○	○	○	○	○
Interior and power-adjustable folding exterior mirrors with auto-dimming function; digital compass	◇	◇	◇	◇	◇
Power front and rear windows with “one-touch” up/down operation	●	●	●	●	●
Power rear sunshade; manual rear side window shades	○	○	○	○	○
Dynamic Cruise Control	●	●	●	●	●
Active Cruise Control	○	○	○	○	○
BMW Ambiance Lighting front and rear	●	●	●	●	●
Courtesy lights – include fade in/fade out, actuation from remote, automatic switch-on when engine is turned off, separately controlled left/right front and rear reading lights, front footwell lighting, and illuminated vanity mirrors	●	●	●	●	●
Ground-illuminating lights in door handles	●	●	●	●	●
Locking glovebox	●	●	●	●	●
Electric interior trunk release	●	●	●	●	●
Rain-sensing windshield wipers and Automatic headlight control	●	●	●	●	●
Integrated 3-button Universal garage-door opener	◇	◇	◇	◇	◇
Bluetooth [®] wireless technology ¹⁰ for hands-free calling, capable of downloading your entire phonebook using BMW-approved Bluetooth technology enabled mobile phones ¹¹	○◇	○◇	○◇	○◇	○◇

Instrumentation and controls

Service Interval Indicator with miles-to-service readout	●	●	●	●	●
Check Control vehicle monitor system with pictogram display, oil status display, and Condition Based Service indicator	●	●	●	●	●
On-board computer with Check Control – provides feedback on the vehicle’s operating status: oil level indicator and distance to next service appointment/oil change, as well as other detailed information, such as spark plug and micro-filter status. It also provides travel information – travel range on remaining fuel, external temperature and more	●	●	●	●	●
BMW Navigation system with 16:9 high-resolution, 3-D screen, Voice Command system, and Real Time Traffic Information; iDrive system with high-function on-board computer, Controller, and 6 programmable memory keys; and 8 GB storage for audio files	○	○	○	○	○

- Standard
- Optional
- ◇ Included in Premium Package

⁹ Optional and included in 328i and 328i xDrive Premium Packages; standard in 335i, 335i xDrive and 335d.

¹⁰ Included with BMW Assist.™

¹¹ Please contact your authorized BMW center for a list of BMW-approved Bluetooth technology enabled mobile phones.

	328i	328i xDrive	335i	335i xDrive	335d (Delayed availability)
--	------	-------------	------	-------------	--------------------------------

Audio system					
Anti-theft AM/FM stereo CD/MP3 player audio system, Radio Data System (RDS), Auto-Store and 3-channel FM diversity antenna; displays MP3 song title and artist	●	●	●	●	●
Logic7 Surround Sound anti-theft AM/FM stereo CD/MP3 player audio system with 13 upgraded speakers (including 2 subwoofers), Digital Sound Processing (DSP), Radio Data System (RDS), Auto-Store and 3-channel FM diversity antenna; displays MP3 song title and artist	○	○	○	○	○
Auxiliary audio input for portable music players	●	●	●	●	●
SIRIUS Satellite Radio with one-year subscription	○	○	○	○	○
iPod® and USB adaptor (includes cable connector)	○	○	○	○	○
HD Radio™ with "multicast" FM station reception	○	○	○	○	○

Safety and security					
Anti-lock braking system (ABS)	●	●	●	●	●
Adaptive Brake Lights	●	●	●	●	●
BMW's Advanced Safety System for integrated deployment of passive and active safety features	●	●	●	●	●
Front and rear Head Protection System (HPS)	●	●	●	●	●
Active Headrests	●	●	●	●	●
Driver's and passenger's front airbag supplemental restraint system (SRS) with advanced technology; dual-threshold, dual-stage deployment; and front-passenger seat sensors designed to prevent unnecessary airbag deployment	●	●	●	●	●
Seat-mounted front side-impact airbags	●	●	●	●	●
Front safety belts with automatic pretensioners	●	●	●	●	●
Front passenger seat-occupation recognition with Passenger's Airbag Off indicator	●	●	●	●	●
Interlocking door anchoring system to help protect against door intrusion in side impacts	●	●	●	●	●
Central locking system with center console switch (leaves gas filler door unlocked), double-lock feature and 2-step unlocking	●	●	●	●	●
Coded Driveaway Protection	●	●	●	●	●
Automatic-locking retractors (ALR) on all passenger safety belts for installation of child-restraint seat	●	●	●	●	●
LATCH attachments on child-restraint safety installation	●	●	●	●	●
Impact sensor that activates Battery Safety terminal disconnect of alternator, fuel pump and starter from battery; and automatically turns on hazard lights and interior lights, and unlocks doors	●	●	●	●	●
Programmable Daytime Running Lights	●	●	●	●	●
BMW Assist™ with Automatic Collision Notification	○◇	○◇	○◇	○◇	○◇

BMW Services					
BMW Ultimate Service™	●	●	●	●	●

● Standard
 ○ Optional
 □ Included in Sport Package
 ◇ Included in Premium Package
 ★ Included in Cold Weather Package

	328i	328i xDrive	335i	335i xDrive	335d (Delayed availability)
--	------	-------------	------	-------------	--------------------------------

Premium Packages					
8-way power front seats with 2-way manual headrests with Active Head Restraints feature, and driver memory with 2 presets for exterior mirror and seat positions	○◇	○◇	●	●	●
4-way adjustable power lumbar support for front seats	◇	◇	◇	◇	◇
Dakota Leather upholstery	○◇	○◇	○◇	○◇	○◇
Interior and power-adjustable folding exterior mirrors with automatic-dimming function; digital compass	◇	◇	◇	◇	◇
Integrated 3-button Universal garage-door opener	◇	◇	◇	◇	◇
BMW Assist with Automatic Collision Notification	○◇	○◇	○◇	○◇	○◇

Sport Packages					
Star Spoke (Style 286) light alloy wheels, 17 x 8.0 front, 17 x 8.5 rear; 225/45 front, 255/40 rear run-flat ¹⁵ performance tires ¹⁶	□	○ ¹⁷			
17 x 8.0 Multi Spoke (Style 284) light alloy wheels, 225/45 run-flat ¹⁵ all-season tires		□			
Star Spoke (Style 287) light alloy wheels, 18 x 8.0 front, 18 x 8.5 rear; 225/40 front, 255/35 rear run-flat ¹⁵ performance tires ¹⁶			□	○ ¹⁷	
17 x 8.0 Double Spoke (Style 161) light alloy wheels, 225/45 run-flat ¹⁵ all-season tires				□	
Double Spoke (Style 195) light alloy wheels, 18 x 8.0 front, 18 x 8.5 rear; 225/40 front, 255/35 rear run-flat ¹⁵ performance tires ¹⁶					□
8-way manual adjustable front sport seats with adjustable back bolsters, and 2-way headrests with Active Head Restraints feature, and thigh support	□	□			
8-way power front sport seats with adjustable back bolsters, 2-way manual headrests with Active Head Restraints feature, and thigh support; driver memory for exterior mirror and seat positions	□ ¹⁸	□ ¹⁸	□	□	□
3-spoke leather-wrapped multi-function sport steering wheel with audio and Bluetooth phone ¹⁹ controls	□	□	□	□	□
Sport suspension calibration	□		□		□
High-Gloss shadowline trim	□	□	□	□	□
Steering wheel-mounted paddle shifters	○ ²⁰	○ ²⁰	○ ²⁰	○ ²⁰	□
Increased top-speed limiter	□	□ ²¹	□	□ ²²	□

Cold Weather Package					
3-stage heated front seats	○★	○★	○★	○★	○★
Heated steering wheel	★	★	★	★	★
Split fold-down through-load rear seats	○★	○★	○★	○★	○★
Retractable, high-intensity headlight washers	★	●	★	●	★

- Standard
- Optional
- Included in optional Sport Package
- ◇ Included in optional Premium Package
- ★ Included in optional Cold Weather Package

¹⁵ Run-flat tires do not come equipped with spare tire.

¹⁶ Due to low-profile tires, please note: wheels, tires and suspension parts are more susceptible to road hazard and consequential damages. Performance tires are not recommended for driving in snow and ice.

¹⁷ Sport Package required.

¹⁸ Requires optional power seats or Premium Package.

¹⁹ If so equipped.

²⁰ Requires and is automatically included with optional Sport Package and STEPTRONIC automatic transmission.

²¹ Requires optional Star Spoke (Style 286) light alloy wheels and run-flat performance tires.

²² Requires optional Star Spoke (Style 287) light alloy wheels and run-flat performance tires.

		328i	328i x Drive	335i	335i x Drive	335d (Delayed availability)
--	--	------	--------------	------	--------------	--------------------------------

Weight						
Unladen	lbs	3362 (3428)	3605 (3649)	3593 (3605)	3814 (3824)	3825
Weight distribution, front/rear						
Manual transmission	%	50.5/49.5	52.6/47.4	50.9/49.1	53.8/46.2	—
Automatic transmission	%	51.1/48.9	52.9/47.1	51.1/48.9	53.9/46.1	51.0/49.0

Engine						
Liter/type		3.0/inline 6	3.0/inline 6	3.0/inline 6	3.0/inline 6	3.0/inline 6
Bore/stroke	inch	3.35/3.46	3.35/3.46	3.31/3.53	3.31/3.53	3.31/3.54
Nominal output/rpm	hp	230/6500	230/6500	300/5800	300/5800	265/4200
Maximum torque/rpm	lb-ft	200/2750	200/2750	300/1400-5000	300/1400-5000	425/1750-2250
Compression ratio	:1	10.7	10.7	10.2	10.2	16.5
Fuel grade		unleaded premium gasoline	unleaded premium gasoline	unleaded premium gasoline	unleaded premium gasoline	diesel

Transmission						
Manual gear ratios						
I/II	:1	4.32/2.46	4.35/2.50	4.06/2.40	4.06/2.40	—
III/IV	:1	1.66/1.23	1.67/1.23	1.58/1.19	1.58/1.19	—
V/VI/R	:1	1.00/0.85/3.94	1.00/0.85/3.93	1.00/0.87/3.68	1.00/0.87/3.68	—
Final drive ratio	:1	3.23	3.39	3.08	3.08	—
Automatic gear ratio						
I/II	:1	4.07/2.37	4.07/2.37	4.17/2.34	4.17/2.34	4.17/2.34
III/IV	:1	1.55/1.16	1.55/1.16	1.52/1.14	1.52/1.14	1.52/1.14
V/VI/R	:1	0.85/0.67/3.20	0.85/0.67/3.20	0.87/0.69/3.40	0.87/0.69/3.40	0.87/0.69/3.40
Final drive ratio	:1	3.73	3.91	3.46	3.46	2.81

Performance						
Drag coefficient	C _d	0.29	0.30	0.30	0.32	0.30
Top speed ¹	mph	130 [150]	130 [150 ²] ([148 ²])	130 [150]	130 [150 ³]	130 [150]
Acceleration 0-60 mph ⁴						
Manual transmission	sec	6.3	6.9	5.4	5.3	—
Automatic transmission	sec	6.9	7.1	5.6	5.4	6.0

Fuel consumption ⁵						
Manual transmission – City/Highway	mpg	18/28	17/25	17/26	16/25	—
Automatic transmission – City/Highway	mpg	19/28	17/25	17/26	17/25	22/33

Figures in () apply to vehicles with automatic transmission.

Figures in [] apply to vehicles with Sport Package.

¹ Top speed limited electronically.

² Requires optional Star Spoke (Style 286) light alloy wheels and run-flat performance tires.

³ Requires optional Star Spoke (Style 287) light alloy wheels and run-flat performance tires.

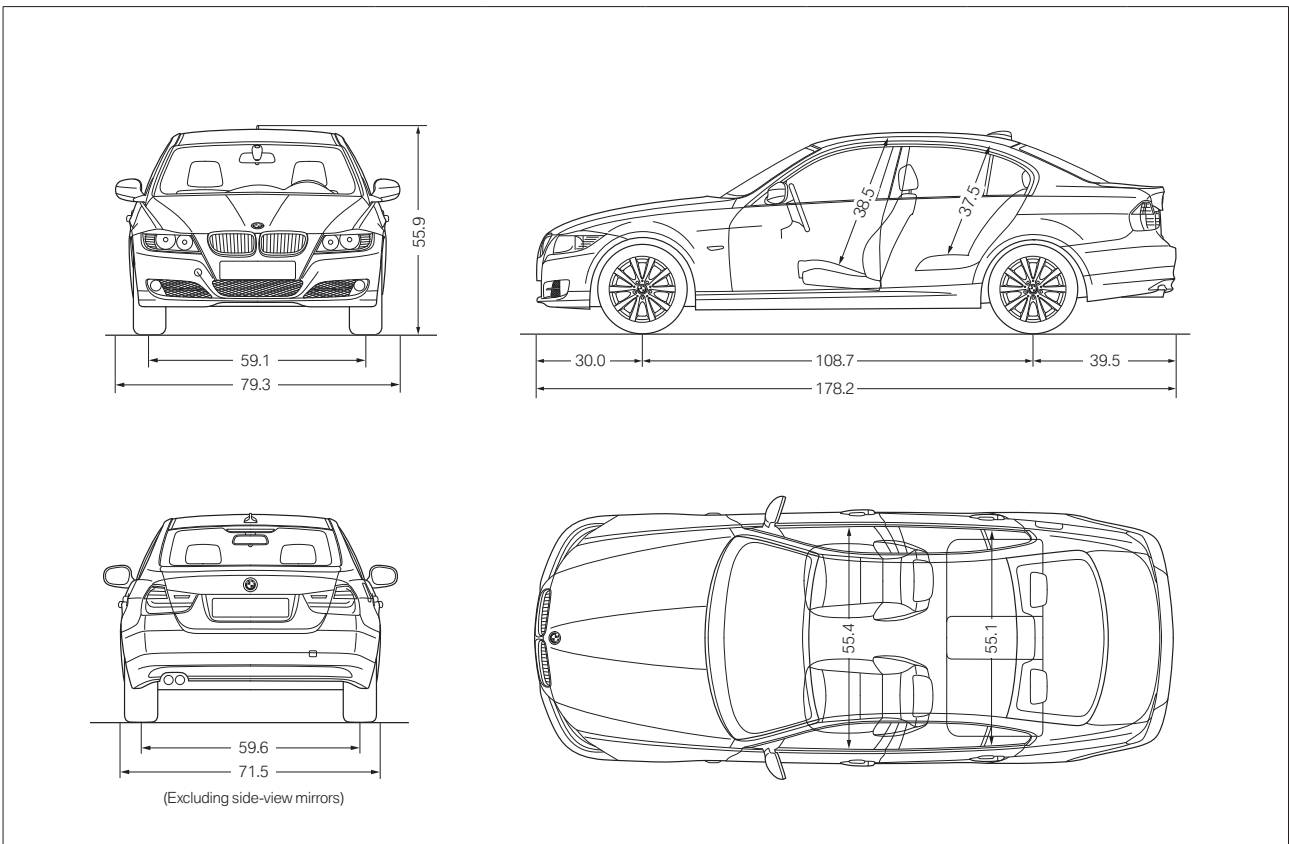
⁴ BMW AG test results. Actual acceleration results may vary, depending on specification of vehicle; road and environmental conditions; testing procedures and driving style. These results should be used for comparison only and verification should not be attempted on public roads. **BMW urges you to obey all posted speed laws and always wear safety belts.**

⁵ EPA-estimated figures are for comparison purposes only. Your actual mileage will vary, depending on speed, driving habits, trip length and driving conditions; actual mileage may be lower.

		328i	328i x Drive	335i	335i x Drive	335d (Delayed availability)
--	--	------	--------------	------	--------------	--------------------------------

Tires and wheels						
Tire dimensions	standard	205/55	205/55	225/45	225/45	225/45
Wheel dimensions	standard	16 x 7.0	16 x 7.0	17 x 8.0	17 x 8.0	17 x 8.0
Material	standard	light alloy	light alloy	light alloy	light alloy	light alloy

Brakes						
Front – diameter	inch	12.3	12.3	13.7	13.7	13.7
Rear – diameter	inch	11.8	11.8	13.2	13.2	13.2



All dimensions are shown in inches.

U.S. Importer: BMW of North America, LLC, Woodcliff Lake, NJ 07677. All illustrations and specifications contained in this brochure are based on the latest product information available at the time of printing. BMW reserves the right to make changes at any time, without notice, in colors, materials, equipment, specifications and models. BMW may, subject to legal requirements, determine the Model Year designation of its vehicles. The Model Year designation on any particular model may be longer or shorter than 12 months. Some vehicles pictured may

contain non-U.S. equipment. Some models may be shown with optional equipment. While BMW NA makes diligent efforts to provide accurate information in this brochure, there is no guarantee or warranty of accuracy. Furthermore, we do not assume any liability for the accuracy or completeness of information presented. This brochure shall not be used or relied upon as a substitute for information that is available from your BMW center. Further information can be obtained from your authorized BMW center or bmwusa.com.

©2008 BMW of North America, LLC. Not to be reproduced wholly or in part without written permission of BMW NA. The BMW name, model names and logo are registered trademarks. The Bluetooth word mark and logos are owned by the Bluetooth SIG, Inc. and any use of such marks by BMW is under license. iPod is a registered trademark of Apple Inc. Other trademarks and trade names are the property of their respective owners.

More about BMW



bmwusa.com
1-800-334-4BMW

The Ultimate
Driving Machine®

BMW and the environment.

BMW is a strong proponent of the environment and social responsibility. It is important to manage the earth's resources responsibly, and not jeopardize the needs of future generations. That is why BMW makes vehicles that minimize adverse environmental impact, from production (pollution prevention and waste minimization at the plant) through owner use (low emissions) to eventual disposal (easy drainability of all fluid-related components and easy neutralization of all pyrotechnic devices).

This effort has been recognized worldwide and, as a result, we are pleased to have received numerous environmental honors. In the U.S., for example, the Environmental Protection Agency accepted BMW's Spartanburg, SC production and manufacturing facility as a charter member of the agency's National Environmental Performance Track. Internationally, BMW AG – the parent company of both BMW of North America and BMW Manufacturing Co., Spartanburg, SC – was the first automotive company to be represented on the Dow Jones Sustainability Group Index, and has remained on the Index ever since. At BMW, we strive for high performance in everything we do.

BMW recommends 

┌

┐

└

┘